

# NORICA LAURONA®

Since 1917

CARABINA  
AIR RIFLE

DRAGON  
DRAGON SPECIAL  
DRAGON CAMO  
DRAGON VERDE  
MARVIC GOLD  
MARVIC STYLE  
QUICK  
SPORT  
STORM  
TITAN  
KRONO  
56  
MASSIMO  
DREAM RIDER  
DREAM HUNTER  
TRIBAL

Manual de instrucciones

Español

Instruction manual

English

Anweisungsbroschüre

Deutsch

Manuel d'instructions

Français

Manual de instruções

Português

Manuale di istruzioni

Italiano

## ESPAÑOL

---

"Norica garantiza la seguridad, calidad y robustez de nuestras armas y accesorios. En nuestro catálogo disponemos de Carabinas y Pistolas de Aire comprimido, detonadoras y de CO2, de alta calidad y precisión. Disponemos también de todo tipo de accesorios, munición, visores, fundas, navajas, y otros accesorios como textil, protectores de oídos, cazabalines, focos, linternas, dianas, ópticos,... además de incorporar toda la gama de escopetas y rifles laurona.

Para cualquier información sobre la empresa y sus productos, consulte nuestra web <http://www.norica.es>

## ENGLISH

---

"Norica warranties the safetiness, quality, robustness and elegance of our firearms and accessories. In our catalogue we offer high-quality, accurate air rifles, compressed-air guns, caps and CO2 guns. We also have all kind of accessories such as ammunition, sights, cases, knives, and other accessories such as clothing, ear protectors, pellet traps, lights, torches, targets, sights,... as well as including the whole range of laurona shotguns and rifles."

For any further information about the company and their products, visit our web site <http://www.norica.es>

## DEUTSCH

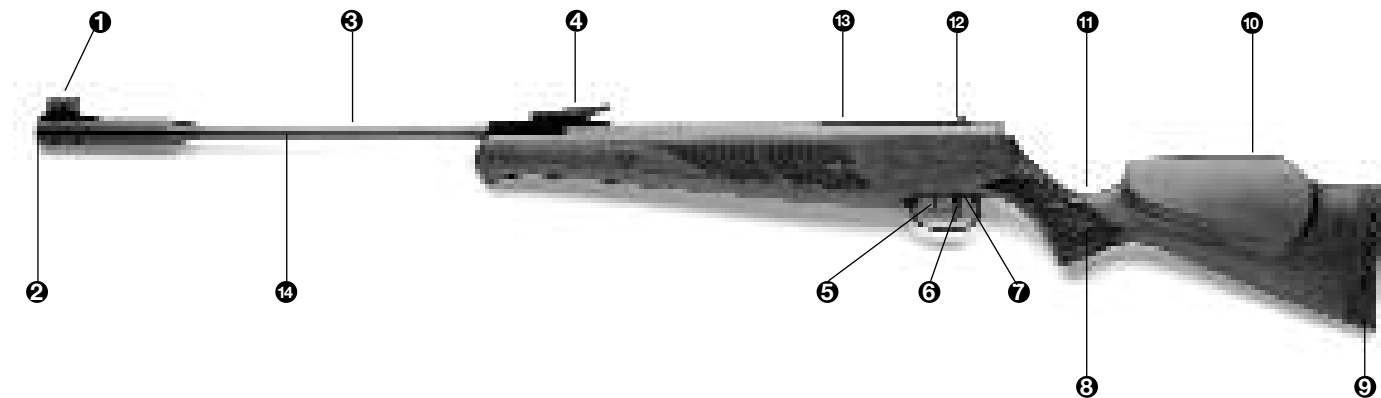
---

"Norica garantiert die Sicherheit, Qualität, Robustheit und Eleganz unserer Waffen und des Zubehörs. In unserem Katalog finden Sie Luft- und CO2-Gewehre und -pistolen sowie Detonatoren in hochwertiger Ausführung und mit hoher Präzision. Wir führen ebenfalls jede Art von Zubehör wie Munition, Visiere, Schutzhüllen und sonstiges Zubehör wie Textilien, Ohrenschutz, Kugelfänger, Scheinwerfer, Taschenlampen, Zielscheiben, optische Geräte,... einschließlich der gesamten Palette von Jagdgewehren und Laurona-Flinten. "

Weitere Informationen über unser Unternehmen und unsere Produkte finden Sie auf unserer Webseite <http://www.norica.es>

# ENGLISH

## PARTS OF AN AIR RIFLE



**1.** Front sight

**2.** Muzzle

**3.** Barrel

**4.** Rear sight

**5.** Manual safety

**6.** Two-stage trigger

**7.** Trigger adjustment screw

**8.** Grip

**9.** Butt plate

**10.** Cheekpiece

**11.** Buttstock

**12.** Scope stop

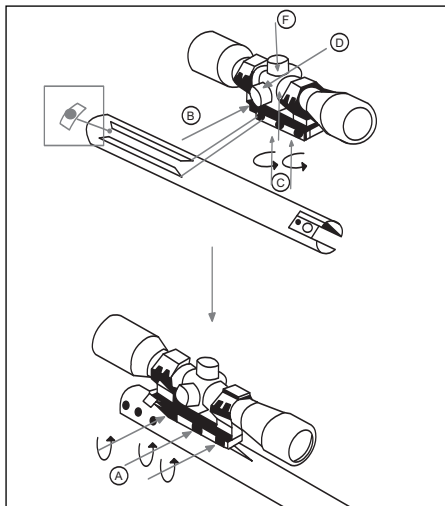
**13.** Scope rail

**14.** Loading lever arm

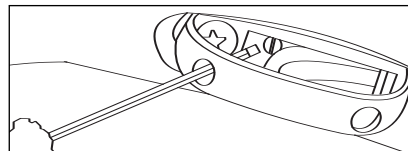
# ADJUSTING THE SCOPE TRIGGER ADJUSTMENT

**Setting and adjustment** of the sight 4x32 and its fitting on the tube:

1. Loose the screws A.
2. Place it on the rails of the barrel till it catches the small metal plate.
3. Tighten the screws A.
4. Range through the roller B and the adjusting screws: horizontal D and vertical F.
5. Release the rifle scope from the tube and tighten the screws C in order to completely fix the sight and later carry out the second and third steps.
6. In case of wishing to adjust the shot again, use only the adjusting screws D and F.



The trigger of some Norica rifles is supplied with an adjusting screw for second stage length. Adjustment is carried out as follow: for **REDUCTION**- rotate screw clockwise; for **INCREASE** – rotate screw counter - clockwise.



## SIGHT SCOPE

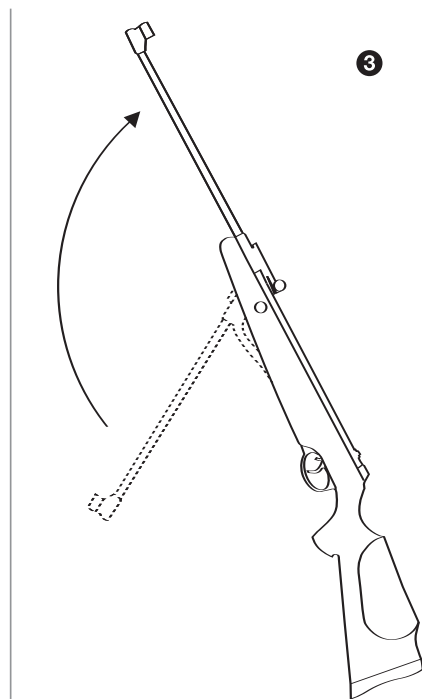
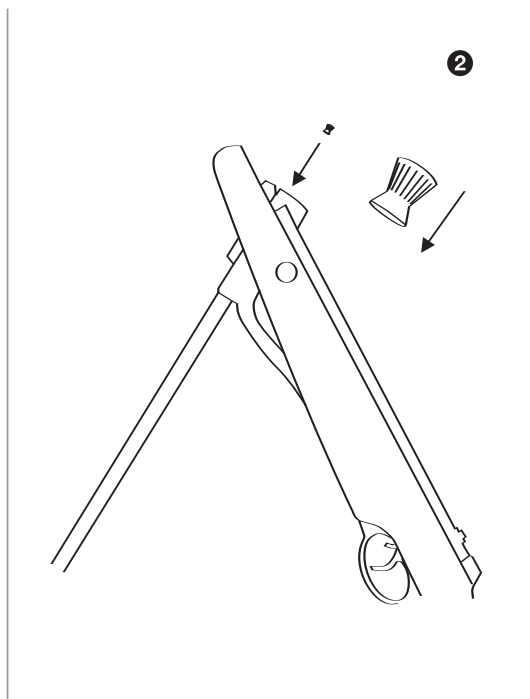
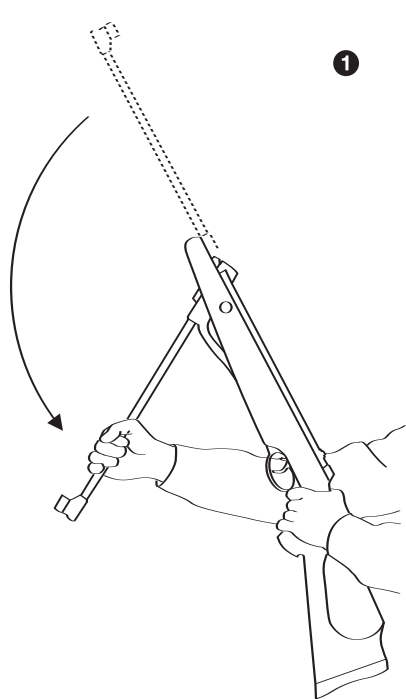
Our rifles leave the factory duly set for a 10-metre shooting distance range. When the shooter wishes to use other distances he must keep the sight correctly in the following ways:

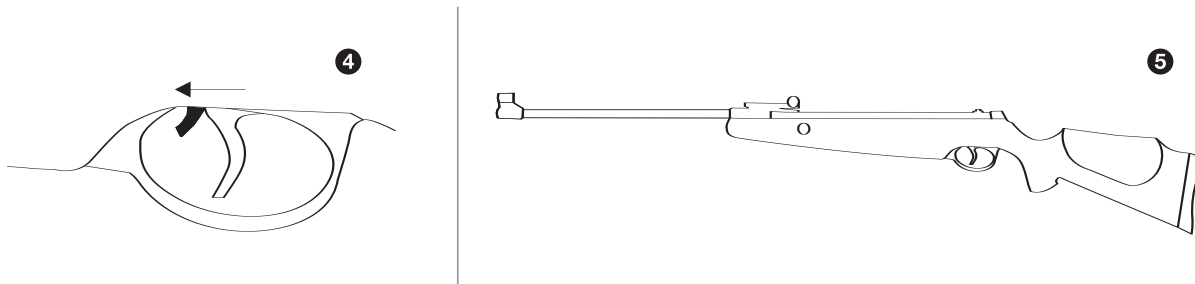


- To correct a gun shooting low, turn the rearsight elevation screw anticlockwise to raise the leaf.
- To correct a gun shooting high, turn the rearsight elevation screw clockwise to lower the leaf.
- To correct a gun shooting to the right, turn the rearsight windage screw anticlockwise to move the blade to the left.
- To correct a gun shooting to the left, turn the rearsight windage screw clockwise to move the blade to the right.

# HANDLING OF AN AIR RIFLE

DRAGON | DRAGON SPECIAL | DRAGON CAMO | DRAGON VERDE | MARVIC GOLD  
MARVIC STYLE | SPORT | STORM | TITAN | KROND | 56 | MASSIMO | DREAM RIDER





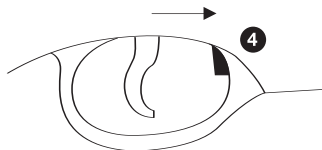
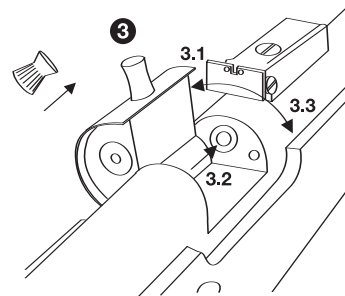
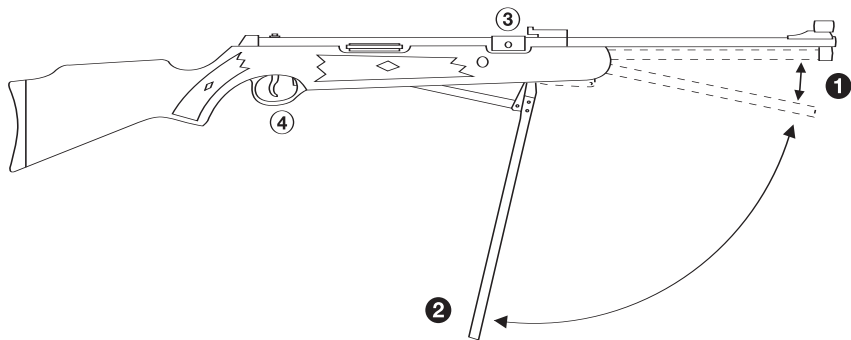
1. Load the air rifle by holding the buttstock and with the open hand sharply tap the muzzle end of the barrel down to open the spring lock.

Then using the barrel as a lever, cock the air rifle as far as it will go.

2. Insert the pellet into the breech of the barrel.
3. Put the barrel back to its original position: "lock the air rifle".
4. Release the safety bolt by pushing it forward.
5. Rifle in firing position.

# HANDLING OF AN AIR RIFLE

# QUICK | DREAM HUNTER



- Release the loading lever (1) and tap it down (2). Loaded air rifle.
- Return the loading lever (2) to its original position (1). Locked air rifle.
- Open the spring lock through the button (3) to a vertical position (3.1).
- Insert the pellet into the breech of the barrel (3.2) and lock by putting it back to its original position (3.3).
- Release the safety bolt by pressing (4) with maximum energy. Air rifle ready to shoot.

## USEFUL TIPS

**In order to get the maximum performance of the air rifle and keep it in good maintenance conditions, the following steps are recommended:**

1. Clean the barrel bore regularly by using a suitable cleaning rod.
2. When your firearm has been in contact with dusty environments, clean it carefully.
3. Lubricate it from time to time, above all, if used in wet environments, by using a special anti-rust gun oil.  
The lubrication is essential if the air rifle is not going to be used for a long time. **Parts to be lubricated:**
  - Triggers
  - Ball catch system of the barrel
  - Bearing surfaces between barrel and tube
  - Outer metal-made parts
4. Never leave the air rifle compressed when not using it to avoid the loss of strength of the compression spring
5. Do not use any other ammunition than the one commonly used for the shooting.

## SAFETY NORMS

1. Never take, leave, or keep the rifle loaded.
2. Never point at anyone, even if you know the rifle is discharged.
3. Always keep the rifle pointed to the ground both when loading or locking it.
4. Keep your finger off the trigger when the barrel is in folded or open position.

## LEGISLATION












They will be ruled by the regulation in force of each country. **IMPORTANT:** the speed (m/s) and the energy (joules) of our air rifles could be modified on observance of the law and regulations in force in each country.

## NORICA WARRANTY

- NORICA products have a manufacturing one-year warranty from date of purchase.
- In case the item has a workmanship defect, it can be returned to our distributor or point of sale, specifying such defect and enclosing the receipt and all the accessories of the product.
- From the moment the product is delivered, the distributor or point of sale will forward it to NORICA for its repair or replacement if appropriate.
- The warranty will become invalidated if the product has been unpacked, if it has been mechanically damaged by improper handling, or altered or repaired by third parties, or if it has been negligently used for any aim other than those it was intended for.
- The warranty does not include the damage caused by accidents or natural catastrophes such as fires, floods, earthquakes, vandalism or robbery.



# GENERAL SPECIFICATIONS

	RIFLES / COMPRESSED AIR	WEIGHT (kg)	CALIBRE (mm)	TOTAL LENGTH (mm)	BARREL LENGTH (mm)	SPEED (m/s)
	<b>CARABINA 56</b> CAL. 4,5m/m	2,3	4,5 (.177)	954	404	180
	<b>CARABINA 56</b> CAL. 5,5m/m	2,3	5,5 (.22)	954	404	150
	<b>CARABINA SPORT</b> CAL. 4,5 m/m	2,6	4,5 (.177)	1035	454	190
	<b>CARABINA SPORT</b> CAL. 5,5 m/m	2,6	5,5 (.22)	1035	454	160
	<b>CARABINA KRONO</b> CAL. 4,5 m/m	2,8	4,5 (.177)	1080	454	195
	<b>CARABINA KRONO</b> CAL. 5,5 m/m	2,8	5,5 (.22)	1080	454	165
	<b>CARABINA DRAGON</b> CAL. 4,5 m/m	2,9	4,5 (.177)	1160	484	305
	<b>CARABINA DRAGON</b> CAL. 5,5 m/m	2,9	5,5 (.22)	1160	484	250
	<b>CARABINA DRAGON SPECIAL</b> CAL. 4,5 m/m	2,9	4,5 (.177)	1160	484	305
	<b>CARABINA DRAGON SPECIAL</b> CAL. 5,5 m/m	2,9	4,5 (.177)	1160	484	250
	<b>CARABINA DRAGON CAMO</b> CAL. 4,5 m/m	2,9	4,5 (.177)	1160	484	305
	<b>CARABINA STORM</b> CAL. 4,5 m/m	3,2	4,5 (.177)	1190	454	315
	<b>CARABINA STORM</b> CAL. 5,5 m/m	3,2	5,5 (.22)	1190	454	265
	<b>CARABINA TITAN</b> CAL. 4,5 m/m	2,54	4,5 (.177)	1050	454	190
	<b>CARABINA TITAN</b> CAL. 5,5 m/m	2,54	5,5 (.22)	1050	454	160
	<b>CARABINA MARVIC-GOLD</b> CAL. 4,5 m/m	3,3	4,5 (.177)	1175	484	305
	<b>CARABINA MARVIC-GOLD</b> CAL. 5,5 m/m	3,3	5,5 (.22)	1175	484	250
	<b>CARABINA MARVIC-GOLD</b> CAL. 6,35 m/m	3,3	6,35 (.25)	1175	484	185
	<b>CARABINA MARVIC STYLE</b> CAL. 4,5 m/m	3,57	4,5 (.177)	1175	484	305
	<b>CARABINA QUICK</b> CAL. 4,5 m/m	3,7	4,5 (.177)	1163	454	305
	<b>CARABINA QUICK</b> CAL. 5,5 m/m	3,7	5,5 (.22)	1163	454	250

## COMMON SPECIFICATIONS

- Grooved barrel, cold-drawn, carefully calibrated inside and outside
- The shooting mechanism allows a smooth release action, providing the typical two stage action feeling

**ENERGY  
(joules)****FINISHED**








7,8	Vaporized beech wood buttstock
7,8	Vaporized beech wood buttstock
8,7	Vaporized beech wood buttstock
8,7	Vaporized beech wood buttstock
9,1	Vaporized beech wood buttstock
9,1	Vaporized beech wood buttstock
22,3	Impactproof fiber buttstock
22,3	Impactproof fiber buttstock
22,3	Wooden-coated fiber buttstock
22,3	Wooden-coated fiber buttstock
22,3	Camouflage coating fiber buttstock
23,8	Vaporized beech wood buttstock
23,8	Vaporized beech wood buttstock
8,7	Impactproof fiber buttstock
8,7	Impactproof fiber buttstock
22,3	Vaporized beech wood buttstock
22,3	Vaporized beech wood buttstock
22,3	Vaporized beech wood buttstock
22,3	Beech wood laminated competition buttstock
22,3	Vaporized beech wood competition buttstock
22,3	Vaporized beech wood competition buttstock

**EXTRAS**

Honeycomb in buttstock and soft rubber angle-staff
The same extras for Krono 4,5
Ambidextrous, honeycomb in buttstock and forearm and ventilated rubber
The same extras for Dragon 4,5
Extras Dragon+ chemical nickel-plated barrel
The same extras for Dragon Special
The same extras for Dragon 4,5
Honeycomb in buttstock and forearm with Lys flower decoration, ventilated rubber angle-staff and muzzle with fiber optic sight
The same extras for Storm 4,5
Ambidextrous, honeycomb in buttstock and forearm and ventilated rubber
The same extras for Titán 4,5
Honeycomb in buttstock and forearm and soft rubber angle-staff
The same extras for Marvic Gold 4,5
The same extras for Marvic Gold 4,5
Extras Marvic Gold 4,5+ chemical nickel-plated barrel
Fixed barrel and front loading. Honeycomb in buttstock and soft rubber angle-staff
The same extras for Quick 4,5

- Safety bolt works while loading the gun and in firing position
- Safety system is automatically activated when the barrel is cocked for loading
- Fiber optics sight. The micrometer sight is adjustable for windage and elevation

# GENERAL SPECIFICATIONS

	RIFLES / COMPRESSED AIR	WEIGHT (kg)	CALIBRE (mm)	TOTAL LENGTH (mm)	BARREL LENGTH (mm)	SPEED (m/s)
	<b>MASSIMO</b> CAL. 4,5m/m	3,4	4,5 (.177)	1.195	454	305
	<b>DREAM HUNTER</b> CAL. 4,5m/m	3,2	4,5 (.177)	1.160	454	305
	<b>DREAM HUNTER</b> CAL. 5,5m/m	3,2	5,5 (.22)	1.160	454	250
	<b>DREAM RIDER</b> CAL. 4,5 m/m	2,9	4,5 (.177)	1.180	454	305
	<b>DREAM RIDER</b> CAL. 5,5 m/m	2,9	5,5 (.22)	1.180	454	250
	<b>TRIBAL</b> CAL. 4,5 m/m	3,3	4,5 (.177)	1.180	484	305
	<b>TRIBAL</b> CAL. 5,5 m/m	3,3	5,5 (.22)	1.180	484	250

## COMMON SPECIFICATIONS

- Grooved barrel, cold-drawn, carefully calibrated inside and outside
- The shooting mechanism allows a smooth release action, providing the typical two stage action feeling

**ENERGIA  
(julios)****FINISHED**

22,3	Vaporised beech wood stock with anodised aluminium strip simulating a semi-automatic
22,3	Extra impact-proof fibre stock
22,3	Extra impact-proof fibre stock
22,3	Extra impact-proof fibre stock
22,3	Extra impact-proof fibre stock
22,3	Vaporized beech wood buttstock
22,3	Vaporized beech wood buttstock

**EXTRAS**

Checkering on grip and fore stock, ventilated rubber recoil pad, fibre barrel cover with ventilated band and fibre optic sight
Fixed barrel and front loading. Ambidextrous, checkering on grip and fore stock and ventilated rubber recoil pad
The same extras for Dream Hunter 4,5
Ambidextrous, checkering on grip and fore stock and ventilated rubber recoil pad
The same extras for Dream Rider 4,5
Ambidextrous, honeycomb in forearm and ventilated rubber
The same extras for Tribal 4,5

- Safety bolt works while loading the gun and in firing position
- Safety system is automatically activated when the barrel is cocked for loading
- Fiber optics sight. The micrometer sight is adjustable for windage and elevation